

1



Open the app and enter your postcode for quick ordering.

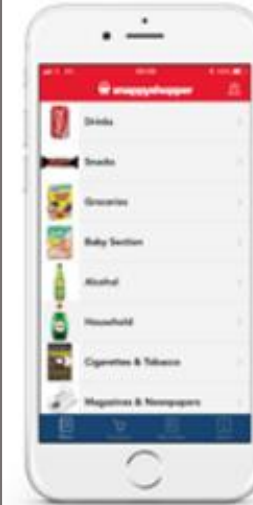
Alternatively, complete registration for quicker repeat ordering.

2



Select One Stop from the list of local stores.

3



Build your order from the product categories listed, click into each category to see the product range.


4



Navigate through the menu, click on the products you want to order, adjusting the quantity as required.

Can't see what you want? Use the white search box at the top to find a specific product.

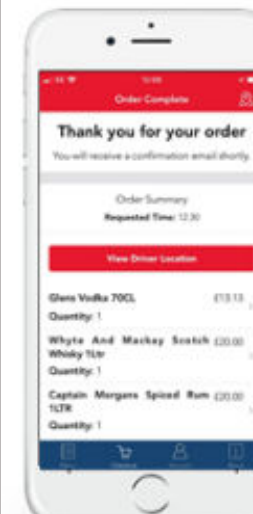
5



At the checkout you can:

- Change or remove items
- Enter voucher codes
- Select payment option
- Add note for driver

6



Success!

You will receive a confirmation from your local One Stop accepting the order.